

Manual

Hooklift scale up to 500
kg with remote control
wagPRO-H500P

Table of contents

Specifications:.....	2
Set contents:.....	3
Buttons:	3
Marks:	3
Remote control operation:.....	4





Specifications:

- **Warranty:** 1 year
- **Material:** Steel
- **Maximum nominal load:** 500 kg
- **Maximum permissible load:** 100% of nominal load
- **Maximum safety load:** 120% of nominal load
- **Scale Legalization:** No
- **Display:** Digital LCD
- **Display backlight:** blue
- **Additional functions:** screen pause, weight tare, unit swapping
- **Available weight units:** kg, lb
- **Battery type:** lithium-ion
- **Power supply:** mains, rechargeable
- **Battery Capacity:** 2400mAh
- **Battery life:** up to 4 days
- **Standby time:** up to 2 weeks
- **Operating temperature:** - 10- 40°C
- **Operating humidity:** up to 90% at 20 °C
- **Device dimensions:** 24 x 13.5 x 5 cm
- **Package dimensions:** 27.5 x 18 x 9.5 cm
- **Device weight:** 0.9 kg
- **Package weight:** 1.15 kg


Set contents:

- Hook scale,
- Hook handle,
- AC adapter,
- Pilot
- Manual.

Buttons:

1. To turn on the scale, hold the button  for 3 seconds.
2. If the display shows a value other than 0.0, press the  to tare the appliance.
3. The device gives you the option to pause the screen with the currently displayed weight. To do this, use the button  and the letter H will appear at the bottom of the screen.
4. Press the HOLD UNIT key again to unlock the screen.
5. Holding the key  for 1 second allows you to change the current unit.

When the G/L mark is visible on the screen, the kilograms are set.

When the LB mark appears on the screen , the set unit is pounds.

Marks:

S - informs about the stable weight of the product

Z - indicates a weight of 0

T - informs about the tare of the device

H - informs about the locked screen with the current value

LB - informs about the unit set to pounds

KG - informs about the unit set to kilograms

Remote control operation:

With the remote control included in the set, you can conveniently operate the scale from a distance.

Key A - used to turn off the device

B key - short press to freeze the screen with the current value of the weighed product. Pressing for 3 seconds allows you to change the unit.

C key - weight tare

D key - change the backlight mode. You can set the backlight to turn off automatically after a few seconds (d – AUT), turn the backlight off completely (d – OFF), and turn the backlight on all the time (d – ON).