

# Manual

---

CCD Barcode Scanner

**HD33C**

# Table of contents

- Specifications: .....1
- Set contents:.....2
- Features: ..... 3
- Master codes..... 4
- Barcode Transfer Modes..... 5
- Bitrate settings..... 6
- Beep settings.....7
- Sleep time settings ..... 8
- Endpoint settings..... 9
- Case settings .....10
- Setting Prefix and Suffix ..... 11
- Hiding barcode characters ..... 11
- Appendix 1. Character list.....12

## Specifications:

- **Warranty:** 2 years
- **Light Source:** 650nm LED
- **Scanning method:** manual (push-button)
- **Scan confirmation:** beep and beep
- **Read Rate:** 500 times/second
- **Wireless operating range:** up to 100 m in open spaces
- **Battery Capacity:** 1800mAh
- **Supply voltage:** 5V
- **Interface:** USB
- **Cord length:** 150 cm
- **Ingress protection:** IP42
- **Device dimensions:** 16.4 x 7.4 x 9 cm
- **Package dimensions:** 21 x 8 x 9 cm
- **Device weight:** 200 g
- **Weight with packaging:** 260 g
- **Operating temperature:** -10 – 50°C
- **Storage temperature:** -20 – 60°C
- **Operating humidity:** 5 – 90%
- **Storage humidity:** 5 – 90%
- **Readable 1D codes:** EAN-8, EAN-13, UPC-A, UPC-E, CODE 128, CODE 39, CODE 93, CODE 11, GS1-DATAE, INDUS 2 of 5, IATA 2 of 5, MATRIX 2 of 5, CHINESE 2 of 5, CODABAR, MSI, other one-dimensional

## Set contents:

- Wireless barcode reader
- USB charging cable
- USB Receiver
- Manual

## Features:

- **Scanning:** manual (push-button)
- **Scan Speed:** 500 times/second
- **Wireless range:** up to 100 m in open spaces
- **Battery Capacity:** 1800mAh

## Master codes

To set any function on the HD33C, you first need to scan the "Enter Configuration Mode" code, then scan the corresponding code for the function, and finally read the "Exit Setup Mode" code to save and close the settings.



Entering Setup Mode



Exiting Setup Mode



Restoring wireless network parameters



View Versions

Software



Pairing with a USB receiver

To pair the reader with the receiver, follow these steps:

1. Scan the "Entering Setup Mode" code
2. Scan the "Pairing with Receiver" code
3. Connect the receiver to your computer's USB port
4. Finally, you should scan "Exit Configuration Mode"

A successful scan will be indicated by a single beep.



Instant shutdown

Scanner



Battery level

## Barcode Transfer Modes

- **Real Mode:**

Codes are sent directly to your computer immediately after scanning.



Real-world mode

- **Storage Mode:**

Scanned codes are saved in the built-in memory of the device, which can be later transferred to a computer.



Storage mode



Data transfer



Amount of data stored



Deleting data

Bitrate settings



High transmission speed



Average transmission speed



Slow transmission speed



Very low transmission speed

## Beep settings



Beep off



Low signal volume

Sound



Average signal volume

Sound



High signal volume  
(default)

## Sleep time settings



Sleep after 30 seconds



Sleep after 1 minute



Sleep after 2 minutes



Sleep after 5 minutes



Sleep after 10 minutes



Sleep after 30 minutes



Sleep off



Instant Sleep

## Endpoint settings



CR



LF



CR+LF



TAB



No end sign

## Case settings



Lowercase



Uppercase letters



Case Conversion



No size swap

## Setting Prefix and Suffix



Adding a prefix



Add a suffix

- **To set a prefix or suffix, follow these steps:**

1. Scan the "Entering Setup Mode" code
2. Scan the "Add Prefix" or "Add Suffix" code
3. Scan the code you want to prefix or suffix from the attachment at the end of the manual
4. Finally, you should scan the "Exit Configuration Mode" code

- **To cancel a set prefix or suffix, follow these steps:**

1. Scan the "Entering Setup Mode" code
2. Scan the "Add Prefix" or "Add Suffix" code
3. Finally, scan the "Exit Setup Mode" code

## Hiding barcode characters



Hiding leading characters



Hiding trailing characters



Hide 1 character



Hide 2 character



Hide the 3rd character



Hide the 4th character

## Appendix 1. Character list

1	SOH	 %%01	 %%01
2	^B	 %%02	 %%02
3	^C	 %%03	 %%03
4	EOT	 %%04	 %%04
5	ENQ	 %%05	 %%05

7	BEL	 %%07	 %%07
8	Back Space	 %%08	 %%08
9	Tab	 %%09	 %%09
10	LF	 %%0A	 %%0A
11	VT	 %%0B	 %%0B
12	FF	 %%0C	 %%0C
13	CR	 %%0D	 %%0D
14	F1	 %%0E	 %%0E

15	F2	 %%0F	 %%0F
16	F3	 %%10	 %%10
17	F4	 %%11	 %%11
18	F5	 %%12	 %%12
19	F6	 %%13	 %%13
20	F7	 %%14	 %%14
21	F8	 %%15	 %%15
22	F9	 %%16	 %%16















23	F10	 %%17	 %%17
24	F11	 %%18	 %%18
25	F12	 %%19	 %%19
26	SUB	 %%1A	 %%1A
27	Esc	 %%1B	 %%1B
28	Right Arrow	 %%1C	 %%1C
29	Left Arrow	 %%1D	 %%1D
30	Up Arrow	 %%1E	 %%1E

31	Down Arrow	 %%1F	 %%1F
32	空格	 %%20	 %%20
33	!	 %%21	 %%21
34	"	 %%22	 %%22
35	#	 %%23	 %%23
36	\$	 %%24	 %%24
37	%	 %%25	 %%25
38	&	 %%26	 %%26

39	'	 %%27	 %%27
40	(	 %%28	 %%28
41	)	 %%29	 %%29
42	*	 %%2A	 %%2A
43	+	 %%2B	 %%2B
44	,	 %%2C	 %%2C
45	-	 %%2D	 %%2D
46	.	 %%2E	 %%2E

47	/	 %%2F	 %%2F
48	0	 %%30	 %%30
49	1	 %%31	 %%31
50	2	 %%32	 %%32
51	3	 %%33	 %%33
52	4	 %%34	 %%34
53	5	 %%35	 %%35
54	6	 %%36	 %%36

55	7	 %%37	 %%37
56	8	 %%38	 %%38
57	9	 %%39	 %%39
58	:	 %%3A	 %%3A
59	;	 %%3B	 %%3B
60	<	 %%3C	 %%3C
61	=	 %%3D	 %%3D
62	>	 %%3E	 %%3E

63	?	 %%3F	 %%3F
64	@	 %%40	 %%40
65	A	 %%41	 %%41
66	B	 %%42	 %%42
67	C	 %%43	 %%43
68	D	 %%44	 %%44
69	E	 %%45	 %%45
70	F	 %%46	 %%46

71	G	 %%47	 %%47
72	H	 %%48	 %%48
73	I	 %%49	 %%49
74	J	 %%4A	 %%4A
75	K	 %%4B	 %%4B
76	L	 %%4C	 %%4C
77	M	 %%4D	 %%4D
78	N	 %%4E	 %%4E

79	O	 %%4F	 %%4F
80	P	 %%50	 %%50
81	Q	 %%51	 %%51
82	R	 %%52	 %%52
83	S	 %%53	 %%53
84	T	 %%54	 %%54
85	U	 %%55	 %%55
86	V	 %%56	 %%56

87	W	 %%57	 %%57
88	X	 %%58	 %%58
89	Y	 %%59	 %%59
90	Z	 %%5A	 %%5A
91	[	 %%5B	 %%5B
92	\	 %%5C	 %%5C
93	]	 %%5D	 %%5D
94	^	 %%5E	 %%5E

95	-	 %%5F	 %%5F
96	,	 %%60	 %%60
97	a	 %%61	 %%61
98	b	 %%62	 %%62
99	c	 %%63	 %%63
100	d	 %%64	 %%64
101	e	 %%65	 %%65
102	f	 %%66	 %%66

103	g	 %%67	 %%67
104	h	 %%68	 %%68
105	i	 %%69	 %%69
106	j	 %%6A	 %%6A
107	k	 %%6B	 %%6B
108	l	 %%6C	 %%6C
109	m	 %%6D	 %%6D
110	n	 %%6E	 %%6E

111	o	 %%6F	 %%6F
112	p	 %%70	 %%70
113	q	 %%71	 %%71
114	r	 %%72	 %%72
115	s	 %%73	 %%73
116	t	 %%74	 %%74
117	u	 %%75	 %%75
118	v	 %%76	 %%76

119	w	 %%77	 %%77
120	x	 %%78	 %%78
121	y	 %%79	 %%79
122	z	 %%7A	 %%7A
123	{	 %%7B	 %%7B
124		 %%7C	 %%7C
125	}	 %%7D	 %%7D
126	~	 %%7E	 %%7E

127	DEL	 %%7F	 %%7F
-----	-----	--	---