

User Manual

Manually adjustable
desk

deskTOP-20MW

Table of contents

Specifications:	3
Set contents:.....	4
Features:	4
Safety Instructions and Warnings:.....	5
Remark:.....	5
Checklist & Assembly:.....	6

Specifications:

- **Warranty:** 1 year
- **Type: Straight** Desk
- **Colour:** matt white
- **Material:** Particle board & Melamine, Steel, Aluminum, Plastic
- **Height adjustment:** manual
- **Tabletop size:** 120 x 60 cm
- **Height adjustment range:** from 72 to 120 cm
- **Width:** 120 cm
- **Height:** 72~120 cm
- **Depth:** 60 cm
- **Tabletop thickness:** 1.8 cm
- **Maximum load:** 50 kg
- **Speed:** 16 mm/s
- **Working temperature:** -5 °C ~40 °C
- **Weight:** 20 kg
- **Package dimensions:** 130 x 37 x 21 cm

Set contents:

- Tabletop,
- frame with supports,
- mounting pins and screws,
- Assembly Instructions

Features:

- **Type:** Straight Desk
- **Colour:** White, matte
- **Height adjustment:** manual
- **Height adjustment range :** from 72 to 120 cm




















Safety Instructions and Warnings:

- Failure to follow the safety and installation instructions in this manual could result in serious personal injury.
- Failure to fully follow instructions, warnings, and additional information marked with the "Caution" symbol may result in serious damage to the system or its components.
- Users should ensure that they never sit on the desktop to prevent serious personal injury.

Note:

- Any attempt to rebuild the desk frame is not permitted.
- Do not add anything to the adjustable connections of the desk frame.
- Outdoor use is prohibited.

Checklist & Assembly:

- | | | | | |
|---|---|---|---|---|
|  |  |  | | |
| A (x2)
Desktop | B (x1)
Lifting Column | C (x1)
Lifting Column | | |
| <hr/> | | | | |
|  |  |  | | |
| D (x2)
Side Bracket | E (x1)
Sync Rod | F (x2)
Foot | | |
| <hr/> | | | | |
|  |  |  | | |
| G (x1)
Crossbar | H (x1)
Handle Mechanism | I (x3)
Connecting Plate | | |
| <hr/> | | | | |
|  |  |  |  |  |
| S-A (x4)
ST4.8x9.5
Phillips Head
Screw | S-B (x18)
ST4.2x13
Phillips Head
Screw | S-C (x4)
M5x14
Hex Head Screw | S-D (x10)
ST4.2x16
Phillips Head Screw
+ 1 Spacer | S-E (x2)
M6x25
Hex Head Screw |
| <hr/> | | | | |
|  |  |  |  |  |
| S-F (x8)
M6x30
Hex Head Screw | S-G (x4)
M6x50
Hex Head Screw | S-H (x4)
Wooden
Dowel Pins | S-I (x10)
Anti-Vibration Pad | S-J (x1)
4mm
Allen Wrench |

