

User Manual

AZTEC QR code and barcode scanner automatic HD640

Table of contents

- Specifications: 3
- Key features: 4
- Set contents:..... 4
- System Settings..... 5
- Scan mode settings 5
- Bitrate settings..... 5
- Setting trailing characters (suffix)..... 6
- Beep settings..... 6
- Data format settings 6
- Barcode reading settings 7

Specifications:

- **Warranty:** 2 years
- **Color:** Gray-yellow
- **Processor:** ARM 32-bit
- **Sensor Type:** CMOS
- **Scanning method:** manual (on the button) / automatically (after bringing the code closer)
- **Scan Acknowledgement:** Light and Sound Signal
- **Scan Speed:** 100 scans/second
- **Reading distance:** 50 cm
- **Print Contrast:** $\geq 25\%$
- **Cable length:** 180 cm
- **Interface:** USB
- **Power Supply:** DC 5V
- **Working Current:** 250mA
- **Odczytywane kody 1D:** UPC-A, UPC-E, EAN-8, EAN-13, Code 128, GS1-128, Code 39, Code 32, Code 93, Code 11, Interleaved 2 of 5, Matrix 2 of 5, Industrial 2 of 5 (Straight 2 of 5), Codabar (NW-7), GS1 Databar (Omnidirectional, Limited, Expanded) itp.
- **Odczytywane kody 2D:** QR Code, Micro QR Code, Data Matrix, PDF417, Micro PDF 417, Aztec
- **Device dimensions:** 17.5 x 7 x 8.5 cm
- **Package dimensions:** 20 x 11 x 8 cm
- **Device weight:** 300 g
- **Weight with packaging:** 500 g

Key features:

- Scan QR, Aztec and barcodes quickly and precisely.
Including the ability to scan the Aztec code found on the vehicle registration certificate
- Automatically reads barcodes both printed and displayed on LCD screens
- Ergonomic design
- Robust construction



Set contents:

- Barcode Scanner
- USB cable
- Manual

System Settings

 <p>Restoring settings Factory</p>	 <p>Software version</p>
---	--





Scan mode settings

 <p>Manual mode (scanning per button) - default</p>	 <p>Automatic mode (scanning when code is detected)</p>
--	---

Bitrate settings

 <p>9600 (default)</p>	 <p>115200</p>
---	--

Setting trailing characters (suffix)

 <p>Add CR (default)</p>	 <p>Dodanie CR + LF</p>
 <p>Adding a TAB</p>	 <p>No end sign</p>





Beep settings

 <p>Beep On (Default)</p>	 <p>Beep off</p>
--	--

Data format settings

 <p>GB2312</p>	 <p>Unicode (UTF-8)</p>
---	---

Barcode reading settings

 <p>Scan all codes on</p>	 <p>Scanning all 1D codes enabled</p>
 <p>Scanning all 2D codes on</p>	 <p>Normal and reverse code reading enabled</p>